


Go Paperless with eStatements

You already have access to your monthly online statements in online banking. To stop getting paper statements in the mail, simply enroll for eStatements. You will begin getting an email each month when your statement is ready, and can then access it securely.

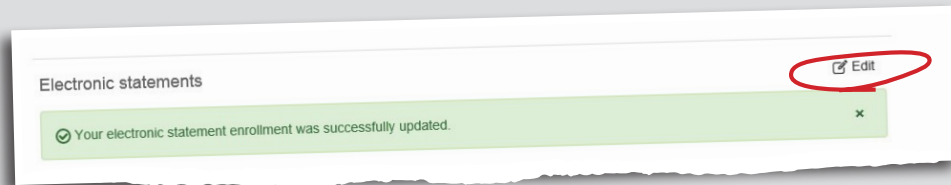


Follow the instructions below to sign up today. If you have questions, contact your local United Prairie Bank.

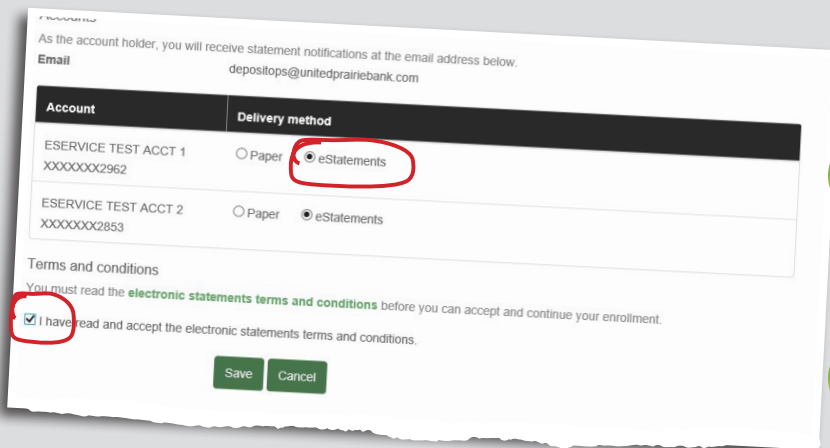
1 Log into **Retail Online** and click **Profile**.



2 Scroll to the **Electronic Statements header** and click **Edit**.



3 Change the **Delivery method** to **eStatements**.



4 Click on the **Electronic Statement terms and conditions**, close agreement window, and check the box next to the **Electronic Statement terms and conditions link**.

5 Click **Save**

6 A message will appear verifying that your **enrollment was successful**.

